

CAT4 Level Y

Sample Questions

Downloadable Practice Test with Solutions – Pinpoint Strengths, Target Weaknesses, Achieve Higher Scores

Quick Overview of the CAT4 Level Y

The CAT4 Level Y exam for Year 3 students is structured around four principal cognitive domains: Verbal, Non-verbal, Quantitative, and Spatial abilities.

- Non-Verbal: In this part, students are tested on their ability to solve problems using shapes and patterns, disconnected from language.
- Verbal: This section gauges a child's ability to reason using words and language.
- Quantitative: This segment tests a child's numerical reasoning abilities.
- Spatial: This section tests a child's understanding of space, shapes, and measurements.

Each of these cognitive domains is evaluated using dedicated test sections. The exam is divided into two parts, with two subsections in each part:

Part 1

Figures (non-verbal reasoning) – 12 minutes

Words (verbal reasoning) – 10 minutes

Part 2

Numbers (quantitative reasoning) – 10 minutes

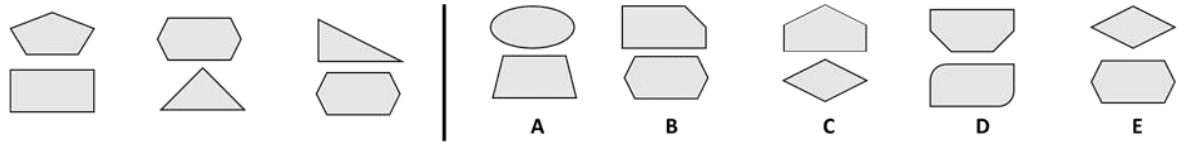
Shapes (spatial ability) – 11 minutes

Visit our [CAT4 Level Y test page](#) for more tailored practice tests, sample questions, helpful information, and preparation tips.

Figures (Non-Verbal Reasoning)

Choose the answer that shares the same connection/characteristic as the three given images.

Question #1

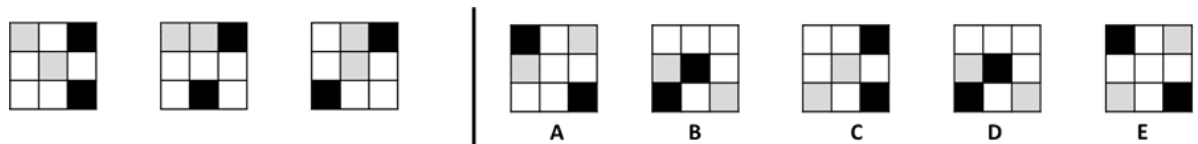


Correct Answer & Explanation:

The correct answer is C.

In each figure, the total number of sides of both shapes is equal to 9.

Question #2

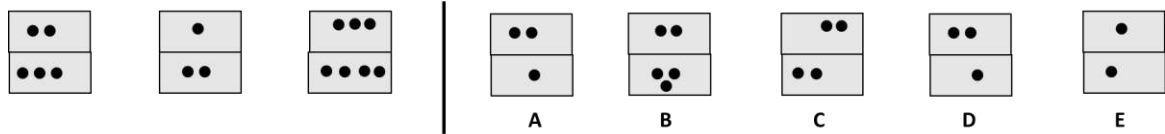


Correct Answer & Explanation:

The correct answer is C.

Each figure consists of two cells filled with gray and two cells filled with black color. The two gray cells are adjacent to each other, either vertically, horizontally, or diagonally and the two black cells are always not adjacent to each other.

Question #3



Correct Answer & Explanation:

The correct answer is B.

Each figure consists of two boxes placed on one another. The number of dots at the bottom box is always one more than the number of dots in the top box.

Words (Verbal Reasoning)

Choose the word that belongs in the same group as the first three words.

Question #4

shrub | tree | flower

- A. leaf
- B. moss
- C. plant
- D. garden
- E. grow

Correct Answer & Explanation:

The correct answer is (B) - moss.

The first three words are shrub, tree, and flower. These are all types of vegetation. Therefore, we need to select the answer choice that is also a type of vegetation.

Question #5

engine | tires | doors

- A. car
- B. parts
- C. wipers
- D. truck
- E. bicycle

Correct Answer & Explanation:

The correct answer is (C) - wipers.

The first three words are engine, tires, and door. These are all parts of a car. Therefore, we need to select the answer choice that is also part of a car.

Numbers (Quantitative Reasoning)

Each question provides a series of numbers that have a rule. Use the rule to determine which number will come next in the series.

Question #6

19 24 27 32 35 40 43 ?

- A. 3
- B. 5
- C. 44
- D. 46
- E. 48

Correct Answer & Explanation:

The correct answer is (E) - 48.

In this series, the pattern is as follows: first, 5 is added, then 3 is added; then 5 again, then 3, and so on.

The pattern is: +5, +3, +5, +3, ...

The last two numbers in the series are 40 and 43, where 43 is larger than 40 by 3, so the next number in the series should be larger than 43 by 5.

$$43 + 5 = 48$$

Question #7

6 5 14 13 22 21 30 29 38 ?

- A. 34
- B. 37
- C. 39
- D. 47
- E. 49

Correct Answer & Explanation:

The correct answer is (B) - 37.

In this series, the pattern is as follows: first, 1 is subtracted, then 9 is added; then again 1 is subtracted, then 9 is added, and so on.

The pattern is: -1, +9, -1, +9, ...

The last two numbers in the series are 29 and 38, where 38 is *larger* than 29 by 9, so the next number in the series should be *smaller* than 38 by 1.

$$38 - 1 = 37$$

Question #8

2 4 8 10 20 ?

- A. 22
- B. 28
- C. 40
- D. 16
- E. 24

Correct Answer & Explanation:

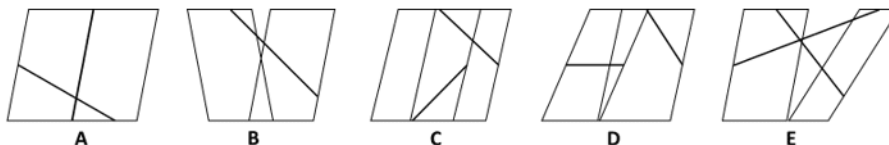
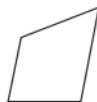
In the above series, the pattern starts with 2 and the pattern is **+2, x2, +2, x2** and so on. The final number in this pattern is 20, achieved by multiplying the previous digit 10 by 2.

Therefore, the next number will be derived by adding 2 to 20, resulting in the value 22.

Shapes (Spatial Ability)

Choose the answer choice that contains the given shape. The shape must keep its size and orientation.

Question #9

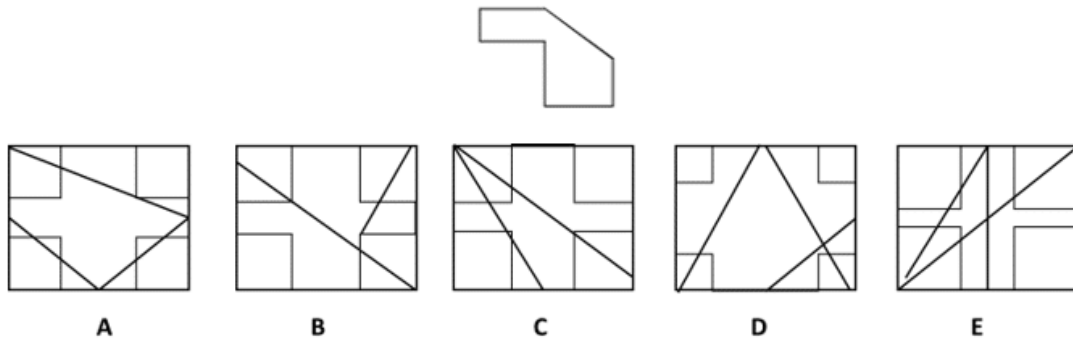


Correct Answer & Explanation:

The correct answer is E.

The shape is visible at bottom-left of the figure.

Question #10



Correct Answer & Explanation:

The correct answer is B.

The shape is visible at bottom-left of the figure.

Don't stop here – [get access to additional CAT4 Level Y practice resources](#) to help your child prepare and maximize their scores.

Good Luck!